ELITE Solar



210R N-Type
M/ET-PD-EN2025V3

Maximum Efficiency

23.3%

Maximum Power Output

630W

XXX:Power Output Range 610-630W

ET-NR66TBHXXXGL

IEC61215
IEC61730
UL61215
UL61730

30 YEARS — Linear power output warranty

12 YEARS — Guarantee on product material and workmanship

Warranty Information

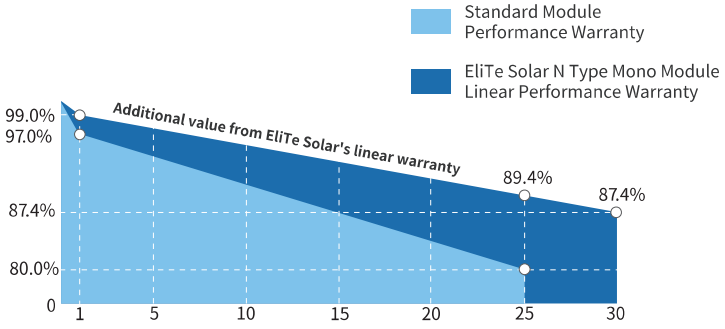

1st year ⩽ 1%, 2nd~30th year ⩽ 0.40% / year

SMBB Technology

Uses advanced technology to enhance light trapping and optimize current collection, resulting in increased module power output and reliability.

PID Resistance

Excellent Anti-PID performance guarantees via optimized mass- production process and materials control.

Increased Power Output

Module power increases approximately 5-25% , resulting in significantly lower LCOE and higher IRR.

132 Cells

PHYSICAL CHARACTERISTICS

Unit:mm/inch

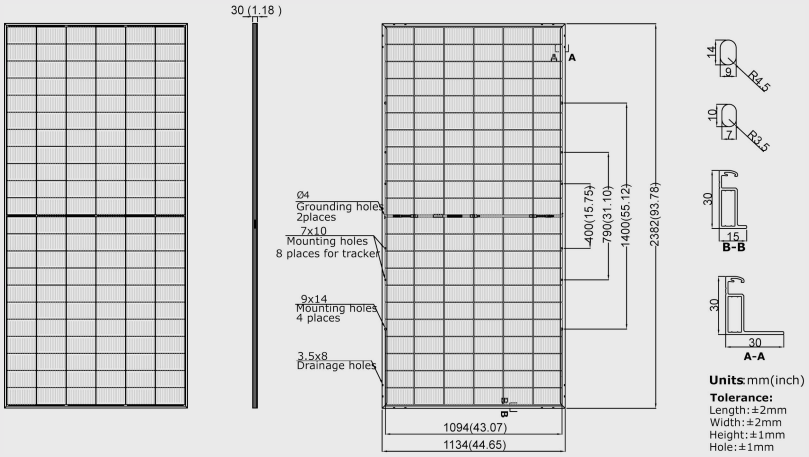

* The above drawing is a graphical representation of the product.
For engineering quality drawings please contact EliTe Solar.

CURVE

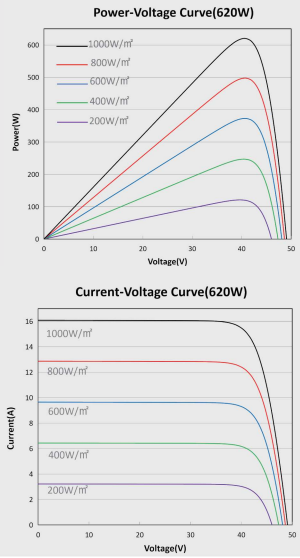

ELECTRICAL SPECIFICATIONS

STC : AM1.5 1000W/m² 25°C. NOCT : AM1.5 800W/m² 20°C 1m/s. Test uncertainty for Pmax: ±3%.

Module Type	ET-NR66TBH610GL		ET-NR66TBH615GL		ET-NR66TBH620GL		ET-NR66TBH625GL		ET-NR66TBH630GL	
STC/NOCT	STC	NOCT	STC	NOCT	STC	NOCT	STC	NOCT	STC	NOCT
Maximum Power -P_{mp}(W)	610	461	615	465	620	469	625	473	630	477
Open Circuit Voltage -V_{oc}(V)	48.70	46.36	48.90	46.55	49.10	46.74	49.30	46.93	49.50	47.12
Short Circuit Current -I_{sc}(A)	15.94	12.87	16.00	12.92	16.06	12.97	16.12	13.02	16.18	13.07
Maximum Power Voltage -V_{mp}(V)	40.48	37.89	40.65	38.07	40.82	38.25	40.99	38.43	41.15	38.60
Maximum Power Current -I_{mp}(A)	15.07	12.17	15.13	12.22	15.19	12.27	15.25	12.32	15.31	12.37
Module Efficiency STC-η (%)	22.6%		22.8%		23.0%		23.1%		23.3%	
Power Tolerance(W)	0~+3%									
Pmax Temperature Coefficient	-0.30%/°C									
Voc Temperature Coefficient	-0.22%/°C									
Isc Temperature Coefficient	+0.042%/°C									
Fire Performance	Type 29(UL)									

REAR SIDE POWER GAIN (ET-NR66TBH620L)

Power Gain	10%	15%	20%	25%
Maximum Power -P_{mp}(W)	682	713	744	755
Open Circuit Voltage -V_{oc}(V)	49.10	49.10	49.10	49.10
Short Circuit Current -I_{sc}(A)	17.84	18.66	19.47	20.28
Maximum Power Voltage -V_{mp}(V)	40.82	40.82	40.82	40.82
Maximum Power Current -I_{mp}(A)	16.71	17.47	18.23	18.99

MECHANICAL SPECIFICATIONS

External Dimension	2382 x 1134 x 30mm/93.78 x 44.65 x 1.18inch
Weight	33kg/72.75lbs
Solar Cells	N-Type Mono-crystalline (132pcs)
Front Glass/Back Glass	2.0mm/2.0mm(0.08inch)
Frame	Anodized aluminium alloy
Junction Box	IP68, 3 diodes
Cable Length (Including Connector)	4.0 mm²(12AWG), Portrait:200mm(+)/400mm(-);Or customized
Connector	CD2/MC4 Compatible
Power Bifaciality*	80%±10%

Please contact info@elite-solar.com for technical support. This parameter is for reference only and it is not a part of the contracts.
The specifications are subject to change without prior notice.

APPLICATION CONDITIONS

Maximum System Voltage	1500VDC
Maximum Series Fuse Rating	30A
Operating Temperature	-40~+85 °C
Nominal Operating Cell Temperature	45±2 °C
Maximum Mechanical Load	5400Pa/2400Pa

PACKAGING

Container	40' HQ
Pieces per Pallet	36
Size of packing (mm/inch)	2400*1130*1264/94.49*44.49*49.76
Weight of packing (kg/lbs)	1231/2713.89
Pieces per Container (Normal/Weight-limited area)	720/540